
ELLIPSIS è una moderna reinterpretazione dei radiatori decorativi. Funzionale ed esteticamente accattivante è caratterizzato da elementi a tubo ellittico. Nelle sue versioni verticale, orizzontale, singola o doppia fila si propone di dare carattere e personalizzare qualsiasi ambiente domestico.



Ellipsis, verticale, 8 elementi, altezza 2020 mm, larghezza 480 mm, Bianco Opaco

Caratteristiche costruttive

collettori a sezione circolare diametro 30 mm
elementi in lamiera d'acciaio di sezione ellittica 50x25 mm
filettature estremità collettore 1/2" gas destra
pressione di esercizio massima ammessa: 4 bar
temperatura di esercizio massima ammessa: 95°C

Dotazione di serie

sistemi di fissaggio al muro con viti e tasselli
tappo cieco da 1/2" con copri tappo
valvola sfiato da 1/2"

Certificazioni



Plus



Dati tecnici

Modello	Profondità (mm)	Altezza (mm)	Interasse (mm)	Peso (kg)	Capacità (lt)	$\Delta t=50^{\circ}\text{C}$ (kcal/h)	$\Delta t=50^{\circ}\text{C}$ (Watt)	$\Delta t=40^{\circ}\text{C}$ (Watt)	$\Delta t=30^{\circ}\text{C}$ (Watt)	$\Delta t=20^{\circ}\text{C}$ (Watt)	Esponente
520	53,0	520	470	0,75	0,50	32,0	37,2	28,0	19,4	11,5	1,280
650	53,0	650	600	0,88	0,61	40,0	46,5	34,8	24,0	14,2	1,295
700	53,0	700	650	0,93	0,65	43,2	50,2	37,6	25,9	15,3	1,295
920	53,0	920	870	1,15	0,84	56,1	65,2	48,7	33,3	19,6	1,314
1020	53,0	1020	970	1,25	0,93	61,9	72,0	53,7	36,8	21,6	1,314
1220	53,0	1220	1170	1,45	1,09	73,3	85,2	63,6	43,6	25,7	1,310
1520	53,0	1520	1470	1,75	1,35	90,5	105,2	78,6	54,0	31,8	1,306
1820	53,0	1820	1770	2,05	1,60	107,9	125,5	93,8	64,5	38,1	1,302
2020	53,0	2020	1970	2,25	1,77	119,5	139,0	104,0	71,6	42,3	1,300

(*) Grazie alle elevate prestazioni dei radiatori ELLIPSIS_V Verticale, il Δt ideale per la progettazione a bassa temperatura è 30°C

Per Δt diversi da 50°C utilizzare la formula: $Q=Q_n (\Delta t / 50)^n$

Dotazione di serie


- sistemi di fissaggio al muro con viti e tasselli • tappo cieco da 1/2" con copri tappo • valvola sfiato da 1/2"

Rese a batteria

Lunghezza (mm)	N° Elementi		520	650	700	920	1020	1220	1520	1820	2020
240	4	Watt = W =	149	186	201	261	288	341	421	502	556
360	6	Watt = W =	224	279	302	392	432	512	632	753	834
480	8	Watt = W =	298	372	402	522	576	682	842	1004	1112
600	10	Watt = W =	372	465	502	652	720	852	1052	1255	1390
720	12	Watt = W =	447	558	603	783	864	1023	1263	1506	1668
840	14	Watt = W =	522	651	704	914	1008	1194	1474	1757	1946
960	16	Watt = W =	596	744	804	1044	1152	1364	1684	2008	2224
1080	18	Watt = W =	670	837	904	1174	1296	1534	1894	2259	2502
1200	20	Watt = W =	745	930	1005	1305	1440	1705	2105	2510	2780
1320	22	Watt = W =	820	1023	1106	1436	1584	1876	2316	2761	3058
1440	24	Watt = W =	894	1116	1206	1566	1728	2046	2526	3012	
1560	26	Watt = W =	968	1209	1306	1696	1872	2216	2736		
1680	28	Watt = W =	1043	1302	1407	1827	2016	2387	2947		
1800	30	Watt = W =	1118	1395	1508	1958	2160	2558	3158		


Colori e finiture

STANDARD




Bianco Standard
Cod. 01


CLASSIC




Bianco Edelweiss
Cod. 34




Beige Cream
Cod. 26



**Giallo Melone -
RAL 1028**
Cod. E7



Arancio - RAL 2004
Cod. 17



**Lilla Bluastro - RAL
4005**
Cod. R3




**Verde Bosco - RAL
6005**
Cod. 19



**Verde Erba - RAL
6018**
Cod. N3




Nero - RAL 9005
Cod. 10




Deep Blue
Cod. 2F


SPECIAL



Bianco Perla
Cod. 16



Quartz 1
Cod. 1C




Sablé
Cod. Y4




Quartz 2
Cod. 2C




Sunstone
Cod. 2D




Bruno Tabacco
Cod. 1B




Flame Red
Cod. 7D




Azurite 3
Cod. 6C




Grigio Medio
Cod. 4D




**Grigio Titanio
Metallizzato - RAL
9023**
Cod. L3




Grigio Perla
Cod. L6




Nero Grafite
Cod. 18




Nero Satinato
Cod. 30




Bianco Opaco
Cod. J8




Nero Opaco
Cod. K1




Agave
Cod. 9N




Blu Baltico
Cod. 1P




Ghiaccio
Cod. 3P




**Blu Colomba
Opaco - RAL 5014**
Cod. 4P




**Grigio Chiaro
Opaco**
Cod. 8N




**Beige opaco - RAL
1019**
Cod. 3V



**Giallo ocra opaco -
RAL 1024**
Cod. 4V



**Marrone ruggine
opaco - RAL 8004**
Cod. 9U




**Rosa cipria - RAL
3012**
Cod. 5V




**Verde salvia
opaco - RAL 6021**
Cod. 2V




**Blu pastello
opaco - RAL 5024**
Cod. 1V



**Grigio Antracite
Opaco - RAL 7016**
Cod. 6V



Grigio Martellato
Cod. 32



Rame Martellato
Cod. J4

RAL



Altri colori RAL (previa fattibilità)
Cod. ALTRIRAL

I colori rappresentati in questa cartella non sono da considerarsi impegnativi. I diversi processi tecnologici di verniciatura ed i materiali utilizzati per la realizzazione possono non avere una perfetta corrispondenza cromatica con il prodotto consegnato. L'azienda Irsap si riserva la facoltà di apportare in qualsiasi momento tutte le modifiche necessarie per il miglioramento del prodotto.