

DOET



LEARNING FROM HISTORY



**DOCET / LEARNING FROM
HISTORY**

DESIGN: CERAMICA DEL CONCA

Dalle atmosfere della città eterna nasce Docet.
La superficie in gres porcellanato che reinterpreta
con grande personalità uno dei marmi più antichi
e famosi al mondo, mantenendone intatto il
fascino senza tempo.

*Inspired by the atmospheres of the eternal city, Docet
is the new porcelain tile surface that reinterprets one of
the oldest and most famous marbles in the world, while
retaining its timeless allure.*





HDT 1 - HDT 9 - Steel - Deco / HDT 1 - Deco / HDT 9 - Docet R / HDT 9 - Docet R / HDT 1



HDT 10 - HDT 9 - Steel - Docet Listello / HDT 9



HDT 1 - HDT 10 - Mosaico / HDT 1 - Mosaico / HDT 10 - Steel - Mosaico Docet Plumb - Mosaico Docet Aurum - Frame Fascia - Docet / HDT 10



La serie Docet ha una grande
resistenza all'usura.
Disponibile in 3 nuance e 5 formati:
15x15, 15x60, 30x60, 60x60, 40x80,
questi ultimi due anche in versione
lappata e rettificata.
Indicata per interni ed esterni.

The Docet series is highly resistant
to wear and tear.
Available in 3 shades and 5 sizes:
15x15, 15x60, 30x60, 60x60, 40x80,
the latter two also in the rectified
and polished version.
Suitable for indoor and outdoor use.





HDT 10
 60x60 24"x24"
092



HDT 10 Lapp. Rett.
 60x60 24"x24"
119



HDT 10
 40x80 16"x32"
086



HDT 10 Lapp. Rett.
 40x80 16"x32"
113



Deco / HDT 10
 40x80 16"x32"
133



HDT 10
 30x60 12"x24"
079



HDT 10
 15x15 6"x6"
072



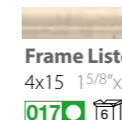
HDT 10
 15x60 6"x24"
098



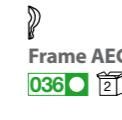
Mosaico / HDT 10
 30x30 12"x12"
162



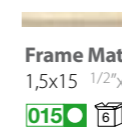
Docet / HDT 10
 30x60 12"x24"
090



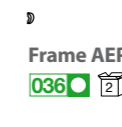
Frame Listello / HDT 10
 4x15 1 5/8"x6"
017



Frame AEG / HDT 10
036



Frame Matita / HDT 10
 1,5x15 1/2"x6"
015



Frame AEP / HDT 10
036



Docet R / HDT 10
 10x40 4"x16"
041



Docet AE / HDT 10
049



Docet A / HDT 10
 15x15 6"x6"
018




Docet Listello / HDT 10
 3,5x15 1 3/8"x6"
012

3 soggetti in sequenza
 3 different designs in sequence
 3 Motive in Reihenfolge
 3 sujets en séquence



Mosaico Docet Aurum
 30x30 12"x12"
165



Mosaico Docet Plumb
 30x30 12"x12"
165



Frame Fascia
 8x60 3 1/8"x24"
045

Listello Metal
 1x60 1/4"x24"
034

Metal A
 1x1 1/4"x1/4"
003

Steel
 0,5x60 - 2/8"x24"
034

Pezzi Speciali Special Pieces • Formteile • Pièces spéciales



Battiscopa
 10x60 - 4"x24"
 Bullnose
 Sockelleiste
 Plinthes
030



Battiscopa Lapp. Rett.
 10x60 - 4"x24"
 Bullnose
 Sockelleiste
 Plinthes
030



Gradone Lineare
 33x60 - 13"x24"
 Step
 Stufe
 Nez de marche
125



Gradone Angolare (DX / SX)
 30x33 - 12"x13"
 Corner step
 Eckstufe
 Nez de marche angulaire
125



Tarkus
 15x30 - 6"x12"
070



Price codes:

- Pieces
- Mq.
- Ml.

Package	40x80	60x60	30x60	15x60	15x15	RESISTENZA AL GELO	ASSORBIMENTO D'ACQUA	CAMPO D'IMPIEGO CONSIGLIATO	RESISTENZA CHIMICA	RESISTENZA ALLO SCIVOLAMENTO
Pieces	3	4	6	12	48	FROST RESISTANCE	WATER ABSORPTION	RECOMMENDED USE	CHEMICAL RESISTANCE	SLIPPING RESISTANCE
Box	Mq. 0,96	Mq. 1,44	Mq. 1,08	Mq. 1,08	Mq. 23,00	FROSTBESTÄNDIGKEIT	WASSERAUFNAHME	ANWENDUNGSBEREICH	BESTÄNDIGKEIT GEGEN CHEMIKALIEN	RUTSFESTIGKEIT
Boxes	28	32	40	55	48	RESISTANCE AU GEL	ABSORPTION D'EAU	PIECE D'EMPLOI CONSEILLEE	RESISTANCE CHIMIQUE	FACTEUR DE RESISTANCE ANTIGLISSEMENT
Mq.	26,88	46,08	43,20	59,40	51,84	RESISTANT (ISO 10545.12)	~0,1% (ISO 10545.3)		GA (UNI EN ISO 10545.13)	R 9* (DIN 51130)
Kg.	618,00	1040,00	941,00	1286,00	1173,00				5 (UNI EN ISO 10545.14)	

*Escluso Lapp./Rett. - *Except for Lapp./Rett. - *Exclépté le Lapp./Rett. - *Ausgeschlossen Lapp./Rett.



HDT 1
 60x60 24"x24"
092



HDT 1 Lapp. Rett.
 60x60 24"x24"
119



HDT 1
 40x80 16"x32"
086



HDT 1 Lapp. Rett.
 40x80 16"x32"
113



Deco / HDT 1
 40x80 16"x32"
133



HDT 1
 30x60 12"x24"
079



HDT 1
 15x15 6"x6"
072



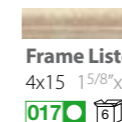
HDT 1
 15x60 6"x24"
098



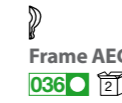
Mosaico / HDT 1
 30x30 12"x12"
162



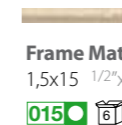
Docet / HDT 1
 30x60 12"x24"
090




Frame Listello / HDT 1
 4x15 1 5/8"x6"
017



Frame AEG / HDT 1
036



Frame Matita / HDT 1
 1,5x15 1/2"x6"
015



Frame AEP / HDT 1
036



Docet R / HDT 1
 10x40 4"x16"
041



Docet AE / HDT 1
049



Docet A / HDT 1
 15x15 6"x6"
018




Docet Listello / HDT 1
 3,5x15 1 3/8"x6"
012

3 soggetti in sequenza
 3 different designs in sequence
 3 Motive in Reihenfolge
 3 sujets en séquence



Mosaico Docet Aurum
 30x30 12"x12"
165



Mosaico Docet Plumb
 30x30 12"x12"
165



Frame Fascia
 8x60 3 1/8"x24"
045

Listello Metal
 1x60 1/4"x24"
034

Metal A
 1x1 1/4"x1/4"
003

Steel
 0,5x60 - 2/8"x24"
034

Pezzi Speciali Special Pieces • Formteile • Pièces spéciales



Battiscopa
 10x60 - 4"x24"
 Bullnose
 Sockelleiste
 Plinthes
030



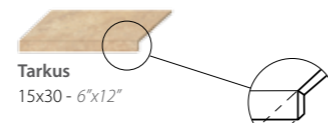
Battiscopa Lapp. Rett.
 10x60 - 4"x24"
 Bullnose
 Sockelleiste
 Plinthes
030



Gradone Lineare
 33x60 - 13"x24"
 Step
 Stufe
 Nez de marche
125



Gradone Angolare (DX / SX)
 30x33 - 12"x13"
 Corner step
 Eckstufe
 Nez de marche angulaire
125



Tarkus
 15x30 - 6"x12"
070

Price codes:

- Pieces
- Mq.
- Ml.

Package	40x80	60x60	30x60	15x60	15x15	❄️	💧	🏠	🧪	👤
	Pieces	3	4	6	12	RESISTENZA AL GELO	ASSORBIMENTO D'ACQUA	CAMPO D'IMPIEGO CONSIGLIATO	RESISTENZA CHIMICA	RESISTENZA ALLO SCIVOLAMENTO
Box	Mq.	0,96	1,44	1,08	1,08	FROST RESISTANCE	WATER ABSORPTION	RECOMMENDED USE	CHEMICAL RESISTANCE	SLIPPING RESISTANCE
	Kg.	22,00	31,80	23,00	23,00	FROSTBESTÄNDIGKEIT	WASSERAUFNAHME	ANWENDUNGSBEREICH	BESTÄNDIGKEIT GEGEN CHEMIKALIEN	RUTSFESTIGKEIT
Europallet	Boxes	28	32	40	55	RESISTANCE AU GEL	ABSORPTION D'EAU	PIECE D'EMPLOI CONSEILLÉE	RESISTANCE CHIMIQUE	FACTEUR DE RESISTANCE ANTIGLISSEMENT
	Mq.	26,88	46,08	43,20	59,40	RESISTANT	~0,1%		GA (UNI EN ISO 10545.13)	R 9*
	Kg.	618,00	1040,00	941,00	1286,00	(ISO 10545.12)	(ISO 10545.3)		5 (UNI EN ISO 10545.14)	(DIN 51130)

*Escluso Lapp./Rett. - *Except for Lapp./Rett. - *Exclut le Lapp./Rett. - *Ausgeschlossen Lapp./Rett.



HDT 9
60x60 24"x24"
092



HDT 9 Lapp. Rett.
60x60 24"x24"
119



HDT 9
40x80 16"x32"
086



HDT 9 Lapp. Rett.
40x80 16"x32"
113



Deco / HDT 9
40x80 16"x32"
133



HDT 9
30x60 12"x24"
079



HDT 9
15x15 6"x6"
072



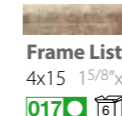
HDT 9
15x60 6"x24"
098



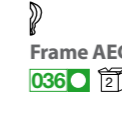
Mosaico / HDT 9
30x30 12"x12"
162



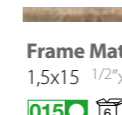
Docet / HDT 9
30x60 12"x24"
090



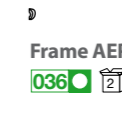
Frame Listello / HDT 9
4x15 1 5/8"x6"
017



Frame AEG / HDT 9
3x6 1 3/8"x6"
036



Frame Matita / HDT 9
1,5x15 1/2"x6"
015




Frame AEP / HDT 9
3x6 1 3/8"x6"
036



Docet R / HDT 9
10x40 4"x16"
041



Docet AE / HDT 9
10x40 4"x16"
049



Docet A / HDT 9
15x15 6"x6"
018



Docet Listello / HDT 9
3,5x15 1 3/8"x6"
012

3 soggetti in sequenza
3 different designs in sequence
3 Motive in Reihenfolge
3 sujets en séquence



Mosaico Docet Aurum
30x30 12"x12"
165



Mosaico Docet Plumb
30x30 12"x12"
165



Frame Fascia
8x60 3 1/8"x24"
045

Listello Metal
1x60 1/4"x24"
034

Metal A
1x1 1/4"x1/4"
003

Steel
0,5x60 - 2/8"x24"
034

Pezzi Speciali Special Pieces • Formteile • Pièces spéciales



Battiscopa
10x60 - 4"x24"
030



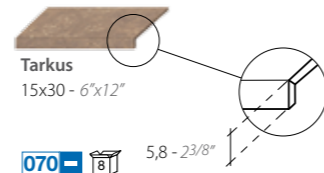
Battiscopa Lapp. Rett.
10x60 - 4"x24"
030



Gradone Lineare
33x60 - 13"x24"
125



Gradone Angolare (DX / SX)
30x33 - 12"x13"
125



Tarkus
15x30 - 6"x12"
070

Price codes:

- Pieces
- Mq.
- Ml.

Package	40x80	60x60	30x60	15x60	15x15	RESISTENZA AL GELO	ASSORBIMENTO D'ACQUA	CAMPO D'IMPIEGO CONSIGLIATO	RESISTENZA CHIMICA	RESISTENZA ALLO SCIVOLAMENTO
Pieces	3	4	6	12	48	FROST RESISTANCE	WATER ABSORPTION	RECOMMENDED USE	CHEMICAL RESISTANCE	SLIPPING RESISTANCE
Mq.	0,96	1,44	1,08	1,08	1,08	FROSTBESTÄNDIGKEIT	WASSERAUFNAHME	ANWENDUNGSBEREICH	BESTÄNDIGKEIT GEGEN CHEMIKALIEN	RUTSFESTIGKEIT
Kg.	22,00	31,80	23,00	23,00	23,00	RESISTANCE AU GEL	ABSORPTION D'EAU	PIECE D'EMPLOI CONSEILLÉE	RESISTANCE CHIMIQUE	FACTEUR DE RESISTANCE ANTIGLISSEMENT
Boxes	28	32	40	55	48	RESISTANT (ISO 10545.12)	~0,1% (ISO 10545.3)		GA (UNI EN ISO 10545.13)	R 9* (DIN 51130)
Mq.	26,88	46,08	43,20	59,40	51,84					
Kg.	618,00	1040,00	941,00	1286,00	1173,00					

*Escluso Lapp./Rett. - *Except for Lapp./Rett. - *Exclépté le Lapp./Rett. - *Ausgeschlossen Lapp./Rett.

HARD

Gres porcellanato a tutta massa

Through-body porcelain tile - Durchgefärbtes Feinsteinzeug - Le grès cérame pleine masse

 **DELCONCA**

Ceramica del Conca S.p.a.
Via Croce, 8 - 47832 San Clemente (RN) - Italy
Tel. (+378) 0549 996037 - Fax (+378) 0549 996038
www.delconca.com - info@delconca.com


Ceramic Tiles of Italy

