

MULINI DI CANEPA



MULINI DI CANEPA

DESIGN: CERAMICA DEL CONCA

Il fascino e il calore dei tempi passati
si riscoprono in questa serie
pensata per la vita moderna.
Grazie alla tecnologia più innovativa
l'effetto vissuto delle superfici
è esaltato con innumerevoli
cambi di tono e fiammature.
Perfetta per arredare qualsiasi tipo
di ambiente, esterno ed interno.

*The allure and the warmth of days
gone by are rediscovered in this series
designed for modern living.*

*Thanks to the most innovative
technology, the worn effect of the
surfaces is exalted with countless
changes in tone and
textured thermal finishes.*

*This series is perfect for both
indoor and outdoor installation
in any setting.*






HMC 10



HMC 11 - Brix / HMC 11



HMC 11



HMC 11
30x45 12"x18"
073



HMC 11
30x30 12"x12"
071



Canepa R / HMC 11
30x30 12"x12"
070



HMC 11
15x45 6"x18"
085



HMC 11
15x30 6"x12"
073



Brix / HMC 11
6x30 2 3/8"x12"
113



Canepa F / HMC 11
15x45 6"x18"
043



Canepa A / HMC 11
15x15 6"x6"
021



Canepa A / HMC 11
6x6 2 3/8"x2 3/8"
009

3 Soggetti assortiti
3 Different designs
3 Motive sortiert
3 Sujets assortis

Pezzi Speciali Special Pieces • Formteile • Pièces spéciales



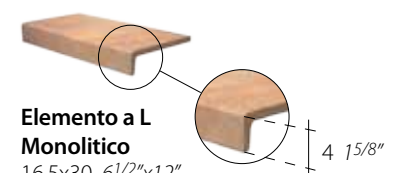
Battiscopa
8x30 3 1/8"x12"
Bullnose
Sockelleiste
Plinthes 019



Gradone Lineare Monolitico
30x33 12"x13"
Step
Stufe
Nez de marche 082

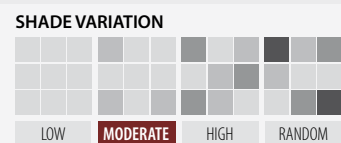


Gradone Angolare Monolitico
33x33 13"x13"
Corner step
Eckstufe
Nez de marche angulaire 164



Elemento a L Monolitico
16,5x30 6 1/2"x12"
082

Package	30x45	30x30	15x45	15x30	6x30
Pieces	8	12	16	24	30
Mq.	1,08	1,08	1,08	1,08	0,54
Kg.	24,60	24,00	24,00	24,00	12,42
Boxes	44	44	44	44	60
Mq.	47,52	47,52	47,52	47,52	32,40
Kg.	1104,00	1077,00	1077,00	1077,00	765,00



HARD

GRES PORCELLANATO A TUTTA MASSA	SPESSORE	RESISTENZA AL GELO	ASSORBIMENTO D'ACQUA	CAMPO D'IMPIEGO CONSIGLIATO	RESISTENZA CHIMICA	RESISTENZA ALLO SCIVOLAMENTO	ASCIUTTO	BAGNATO
THROUGH-BODY PORCELAIN TILE	THICKNESS	FROST RESISTANCE	WATER ABSORPTION	RECOMMENDED USE	CHEMICAL RESISTANCE	SLIPPING RESISTANCE	DRY	WET
DURCHGEFÄRBTES FEINSTEINZEUG	STAERKE	FROSTBESTÄNDIGKEIT	WASSERAUFNAHME	ANWENDUNGSBEREICH	BESTÄNDIGKEIT GEGEN CHEMIKALIEN	RUTSFESTIGKEIT	TROCKEN	NASS
LE GRÉS CÉRAME PLEINE MASSE	ÉPAISSEUR	RESISTANCE AU GEL	ABSORPTION D'EAU	PIECE D'EMPLOI CONSEILLÉE	RESISTANCE CHIMIQUE	FACTEUR DE RESISTANCE ANTIGLISSEMENT	SEC	MOUILLE

10,5 mm

RESISTANT
ISO 10545.12

~0,1%
ISO 10545.3



GA
UNI EN ISO 10545.13
5
UNI EN ISO 10545.14

DIN 51130
DIN 51097

R 11
-
A+B

Price codes: Mq. ML Pieces



HMC 10



HMC 10
30x45 12"x18"
073



HMC 10
30x30 12"x12"
071



Canepa R / HMC 10
30x30 12"x12"
070



HMC 10
15x45 6"x18"
085



HMC 10
15x30 6"x12"
073



Brix / HMC 10
6x30 2 3/8"x12"
113



Canepa F / HMC 10
15x45 6"x18"
043



Canepa A / HMC 10
15x15 6"x6"
021



Canepa A / HMC 10
6x6 2 3/8"x2 3/8"
009

3 Soggetti assortiti
3 Different designs
3 Motive sortiert
3 Sujets assortis

Pezzi Speciali Special Pieces • Formteile • Pièces spéciales



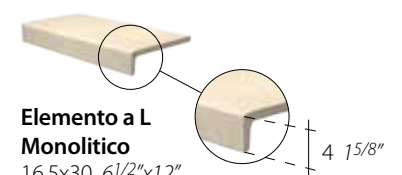
Battiscopa
8x30 3 1/8"x12"
Bullnose
Sockelleiste
Plinthes
019



Gradone Lineare Monolitico
30x33 12"x13"
Step
Stufe
Nez de marche
082



Gradone Angolare Monolitico
33x33 13"x13"
Corner step
Eckstufe
Nez de marche angulaire
164



Elemento a L Monolitico
16,5x30 6 1/2"x12"
4 1 5/8"
082

Package	30x45	30x30	15x45	15x30	6x30
Pieces	8	12	16	24	30
Mq.	1,08	1,08	1,08	1,08	0,54
Kg.	24,60	24,00	24,00	24,00	12,42
Boxes	44	44	44	44	60
Mq.	47,52	47,52	47,52	47,52	32,40
Kg.	1104,00	1077,00	1077,00	1077,00	765,00

SHADE VARIATION			
LOW	MODERATE	HIGH	RANDOM

HARD

GRES PORCELLANATO A TUTTA MASSA	SPESSORE	RESISTENZA AL GELO	ASSORBIMENTO D'ACQUA	CAMPO D'IMPIEGO CONSIGLIATO	RESISTENZA CHIMICA	RESISTENZA ALLO SCIVOLAMENTO	ASCIUTTO	BAGNATO
THROUGH-BODY PORCELAIN TILE	THICKNESS	FROST RESISTANCE	WATER ABSORPTION	RECOMMENDED USE	CHEMICAL RESISTANCE	SLIPPING RESISTANCE	DRY	WET
DURCHGEFÄRBTES FEINSTEINZEUG	STAERKE	FROSTBESTÄNDIGKEIT	WASSERAUFNAHME	ANWENDUNGSBEREICH	BESTÄNDIGKEIT GEGEN CHEMIKALIEN	RUTSFESTIGKEIT	TROCKEN	NASS
LE GRÉS CÉRAME PLEINE MASSE	ÉPAISSEUR	RESISTANCE AU GEL	ABSORPTION D'EAU	PIECE D'EMPLOI CONSEILLÉE	RESISTANCE CHIMIQUE	FACTEUR DE RESISTANCE ANTIGLISSMENT	SEC	MOUILLE
	10,5 mm	RESISTANT ISO 10545.12	~0,1% ISO 10545.3		GA UNI EN ISO 10545.13	DIN 51130 DIN 51097	R 11	-
					5 UNI EN ISO 10545.14			A+B

Price codes: ■ Mq. ■ ML ■ Pieces



HMC 1



HMC 1
30x45 12"x18"
073



HMC 1
30x30 12"x12"
071



Canepa R / HMC 1
30x30 12"x12"
070



HMC 1
15x45 6"x18"
085



HMC 1
15x30 6"x12"
073



Brix / HMC 1
6x30 2 3/8"x12"
113



Canepa F / HMC 1
15x45 6"x18"
043



Canepa A / HMC 1
15x15 6"x6"
021



Canepa A / HMC 1
6x6 2 3/8"x2 3/8"
009

3 Soggetti assortiti
3 Different designs
3 Motive sortiert
3 Sujets assortis

Pezzi Speciali Special Pieces • Formteile • Pièces spéciales



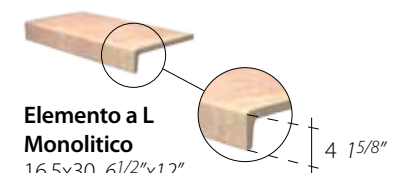
Battiscopa
8x30 3 1/8"x12"
Bullnose
Sockelleiste
Plinthes 019



Gradone Lineare Monolitico
30x33 12"x13"
Step
Stufe
Nez de marche 082




Gradone Angolare Monolitico
33x33 13"x13"
Corner step
Eckstufe
Nez de marche angulaire 164



Elemento a L Monolitico
16,5x30 6 1/2"x12"
082

Package	30x45	30x30	15x45	15x30	6x30
Pieces	8	12	16	24	30
Mq.	1,08	1,08	1,08	1,08	0,54
Kg.	24,60	24,00	24,00	24,00	12,42
Boxes	44	44	44	44	60
Mq.	47,52	47,52	47,52	47,52	32,40
Kg.	1104,00	1077,00	1077,00	1077,00	765,00



HARD

GRES PORCELLANATO A TUTTA MASSA	SPESSORE	RESISTENZA AL GELO	ASSORBIMENTO D'ACQUA	CAMPO D'IMPIEGO CONSIGLIATO	RESISTENZA CHIMICA	RESISTENZA ALLO SCIVOLAMENTO	ASCIUTTO	BAGNATO
THROUGH-BODY PORCELAIN TILE	THICKNESS	FROST RESISTANCE	WATER ABSORPTION	RECOMMENDED USE	CHEMICAL RESISTANCE	SLIPPING RESISTANCE	DRY	WET
DURCHGEFÄRBTES FEINSTEINZEUG	STAERKE	FROSTBESTÄNDIGKEIT	WASSERAUFNAHME	ANWENDUNGSBEREICH	BESTÄNDIGKEIT GEGEN CHEMIKALIEN	RUTSFESTIGKEIT	TROCKEN	NASS
LE GRÉS CÉRAME PLEINE MASSE	ÉPAISSEUR	RESISTANCE AU GEL	ABSORPTION D'EAU	PIECE D'EMPLOI CONSEILLÉE	RESISTANCE CHIMIQUE	FACTEUR DE RESISTANCE ANTIGLISSEMENT	SEC	MOUILLE
	10,5 mm	RESISTANT ISO 10545.12	~0,1% ISO 10545.3		GA UNI EN ISO 10545.13	DIN 51130 DIN 51097	R 11	-
					5 UNI EN ISO 10545.14			A+B

Price codes: ■ Mq. ■ ML ■ Pieces

HARD

Gres porcellanato a tutta massa

Through-body porcelain tile - Durchgefärbtes Feinsteinzeug - Le grès cérame pleine masse

 **DELCONCA**

Ceramica del Conca S.p.a.
Via Croce, 8 - 47832 San Clemente (RN) - Italy
Tel. (+378) 0549 996037 - Fax (+378) 0549 996038
www.delconca.com - info@delconca.com


Ceramic Tiles of Italy

