



MODS

EVOLUZIONE DEL DESIGN

MODS

EVOLUZIONE DEL DESIGN

Mods nasce per tutti coloro che vivono la loro quotidianità attenti ai trend ed ai fenomeni di costume. Un target raffinato, elegante, originale da sempre orientato alla distinzione ed allo stile mai ostentato. Un nuovo modo di concepire la vita ed il proprio spazio in relazione ai materiali, agli oggetti ed ai colori frutto di un'attenta ricerca per definire accostamenti, finiture e volumi. Nulla è stato lasciato al caso, perché chi cerca un miglioramento del proprio stile di vita cura il proprio ambiente per renderlo ideale, con un'attenta ricerca dello spazio, dei materiali, delle finiture e degli accostamenti.


Mods has been created for all those who are always looking at the latest fashions or trends in their daily lives. Targeted to classy, elegant and unique people, always heading towards a distinguished, non ostentatious style. A new way to look at life and space through materials, things and colours, the brainchild of an accurate research to develop combinations, finishing treatments and volumes. Nothing is left to chance because those who look for ways to improve their lifestyle take care of their ambience, to make it perfect through a careful research of space, materials, finishing treatments and combinations.

Mods nait pour tous ceux qui vivent leur quotidien en étant attentifs aux tendances et aux phénomènes de la vie de tous les jours. Une cible raffinée, élégante, originale orientée depuis toujours vers la distinction et le style, jamais voyant. Une nouvelle façon de concevoir la vie et son espace par rapport aux matériaux, aux objets et aux couleurs fruit d'une recherche attentive afin de définir des associations, des finitions et des volumes. Rien n'a été laissé au hasard, car ceux qui cherchent à améliorer leur propre style de vie soignent leur intérieur afin de le rendre idéal à travers une recherche attentive des volumes, des matériaux, des finitions et des associations.

Mods wurde für alle entwickelt, die ihren Alltag mit einem aufmerksamen Blick auf die Trends und Gewohnheiten erleben. Eine raffinierte, elegante und originelle Kundschaft, die schon immer darauf Wert legt, sich zu unterscheiden und einem nie übertriebenen Stil zu wagen. Eine neue Art und Weise, das Leben und die eigenen Lebensräume im Verhältnis zu den Materialien, Gegenständen und Farben zu konzipieren - als Ergebnis einer sorgfältigen Forschung zur Bestimmung von Nebeneinanderstellungen, Veredelungen und Volumen. Nichts wurde dem Zufall überlassen, denn wer seinen Lebensstil verbessern will, pflegt seinen Lebensraum, um ihn für sich ideal zu gestalten.

Mods nace para todos aquellos que viven su cotidianidad atentos a las tendencias y a los fenómenos de costumbres. Un grupo objetivo refinado elegante, original, orientado desde siempre a la distinción y al estilo sin ostentaciones. Una nueva forma de concebir la vida y el espacio propio en relación con los materiales, los objetos y los colores fruto de una atenta búsqueda para definir combinaciones, acabados y volúmenes. Nada se ha dejado al azar, porque quien busca una mejora de su estilo de vida se preocupa por el entorno hasta convertirlo en idóneo.

Panaria
CERAMICA





MODS

...ous of trends in their daily lives. To

...to classy, elegant and unique people, always be

DOCKS

60x120 . 60x60 . 30x60 . 15x60 . 45x45
24x48" . 24x24" . 12x24" . 6'x24" . 18'x30"



ways he... towards a distinguished, non ostentatious style. A new way to look at life and space through materials, things and colour.



...the brainchild of an accurate research to develop continuous... DOCKS... inazione ed allo stile...



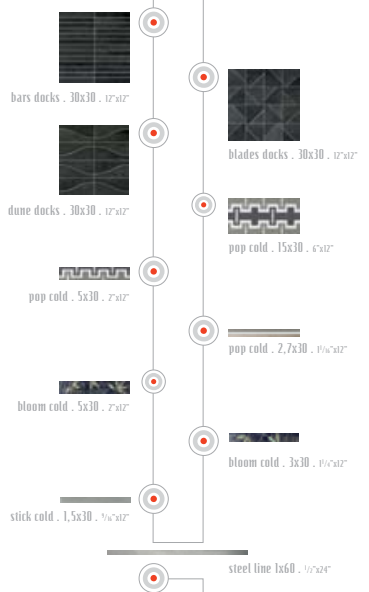
...moving towards a distinguished, non ostentatious style. A new way to look at life and space through materials, things and colour



DOCKS



...the brainchild of an accurate research to develop combinations, finishing treatments and volumes. Nothing is left to chance because





PICCADILLY

60x120, 60x60, 30x60, 15x60, 45x45
24x48", 24x24", 12x24", 6'x24", 18"X18"





Dune Piccadilly 30x30 - 12x12



ways heading towards a distinguished, non ostentatious style. A new way to look at life and space through materials, things and colour.



ways heading towards a distinguished, non ostentatious style. A new way to look at life and space through materials, things and colours. s, the brainchild of an accurate research to develop combinations, finishing treatments and volumes. Nothing is left to chance because

PICCADILLY

60x60 . 24"x24"



30x60 . 12"x24"

15x60 . 6"x24"



60x120 . 24"x48"



steel line 1 x60 . 1/2"x24"



stick warm . 1,5x30 . 1/2"x12"



bloom warm . 5x30 . 2"x12"



pop warm . 5x30 . 2"x12"



dune piccadilly . 30x30 . 12"x12"



bars piccadilly . 30x30 . 12"x12"



bloom warm . 3x30 . 1 1/2"x12"



pop warm . 2,7x30 . 1 1/2"x12"



pop warm . 15x30 . 1 1/2"x12"



blades piccadilly . 30x30 . 12"x12"





MAYFAIR

60x120 . 60x60 . 30x60 . 15x60 . 45x45
24x48 . 24x24 . 12x24 . 6x24 . 6x18 . 16x18

...to classy, elegant and unique people always he

men di costume. Un target raffinato, elegante, originale da sempre orientato alla dist... MAYFAIR... stile m...
ways heading towards a distinguished, non-ostentatious style. A new way to look at life and space through the...
...the result of an accurate research to develop combinations, finishing treat...
...nothing is left to chance because



Bloom warm 5x30 - 7x42"






Mayfair 60x120 - 20'x60"





MAYFAIR

60x60 . 24" x 24"



30x60 . 12" x 24"



15x60 . 6" x 24"



60x120 . 24" x 48"



bars mayfair . 30x30 . 12"x12"



blades mayfair . 30x30 . 12"x12"



dune mayfair . 30x30 . 12"x12"



pop warm . 15x30 . 6"x12"



pop warm . 5x30 . 2"x12"



pop warm . 2,7x30 . 1"x12"



bloom warm . 5x30 . 2"x12"



bloom warm . 3x30 . 1"x12"



stick warm . 1,5x30 . 3/4"x12"



steel line 1x60 . 1/2"x12"



CITY

60x120 . 60x60 . 30x60 . 15x60 . 45x45
24x48 . 24x24 . 12x24 . 6x24 . 16x16







ways heading towards a distinguished, non ostentatious style. A new way to look at life and space through materials, things and colour



CITY



s, the brainchild of an accurate research to develop combinations, finishing treatments and volumes. Nothing is left to chance because





VICTORIA

60x120 . 60x60 . 30x60 . 15x60 . 45x45
24x46" . 24x24" . 12x24" . 6"x24" . 10"x30"

ways heading towards a different... **VICTORIA** target raffinato, elegante, originale




...s, (the brand) built on an accurate research to develop quality products, basic requirements and volumes. Nothing is left to chance because



VICTORIA


60x60 . 24" x 24"



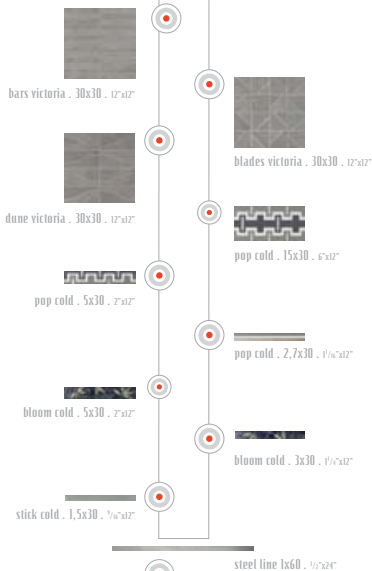
30x60 . 12" x 24"



15x60 . 6" x 24"



60x120 . 24" x 48"



GRES TUTTA MASSA
Full-body stoneware
Vollgemischtes durchgefärbtes
Feinsteinzeug
Grès Cérame en pleine masse
Grès en toda masa

Conforme ISO 13006 G (Bla - UGL)
According to ANSI 137,1 - UGL
(Unglazed Porcelain Tiles - PI Class)

Dati tecnici
Technical data
Technische Daten
Données techniques
Datos técnicos


NATURALE

	Fuga minima/ Minimum joint	
	RTT	2 mm
	Non RTT	3-4 mm
	Fuga per posa modulare Joint for modular installation	
	RTT	2 mm
	BCR TORTUS ASTM C1028 DIN 51130	> 0,40 ≥ 0,60 R 9
	ISO 10545,12	Resistente Resistant
	Spessore/ Thickness Spessore lastra 60x120 60x120 slab thickness	11 mm 12 mm
	Lieve variazione Slight variation (city, docks, victoria)	V2
	Moderata variazione Moderate variation (mayfair, piccadilly)	V3


MAYFAIR



mayfair . 60x120 . 24°x48°
NATURALE RETT. 101 ●
LAPPATO. 107 ●



mayfair . 60x60 . 24°x24°
NATURALE. 081 ●
NATURALE RETT. 089 ●
LAPPATO. 095 ●



mayfair . 30x60 . 12°x24°
NATURALE RETT. 089 ●
LAPPATO. 095 ●



mayfair . 15x60 . 6°x24°
NATURALE RETT. 094 ●
LAPPATO. 100 ●



bars mayfair . 30x30 . 12°x12° 124 ●



blades mayfair . 30x30 . 12°x12° 129 ●



dune mayfair . 30x30 . 12°x12° 133 ●



Raccordo mayfair . 1,2x30 . 1/2°x12° 014 ●



Ang. raccordo mayfair . 1,2x1,2 . 1/2°x1/2° 016 ●


WARM

WARM

PICCADILLY



piccadilly . 60x120 . 24°x48°
NATURALE RETT. 102 ●
LAPPATO. 106 ●



piccadilly . 60x60 . 24°x24°
NATURALE. 075 ●
NATURALE RETT. 084 ●
LAPPATO. 093 ●



piccadilly . 30x60 . 12°x24°
NATURALE RETT. 084 ●
LAPPATO. 093 ●



piccadilly . 15x60 . 6°x24°
NATURALE RETT. 093 ●
LAPPATO. 097 ●



bars piccadilly . 30x30 . 12°x12° 124 ●



blades piccadilly . 30x30 . 12°x12° 129 ●



dune piccadilly . 30x30 . 12°x12° 133 ●



Raccordo piccadilly . 1,2x30 . 1/2°x12° 014 ●



Ang. raccordo piccadilly . 1,2x1,2 . 1/2°x1/2° 016 ●



pop warm . 15x30 . 6°x12° 020 ●



pop warm . 5x30 . 2°x12° 028 ●



pop warm . 2,7x30 . 1/6°x12° 019 ●



bloom warm . 5x30 . 2°x12° 038 ●



Ang. bloom warm . 1,2x5 . 1/2°x12° 028 ●



bloom warm . 3x30 . 1/6°x12° 025 ●









Ang. bloom warm . 1,2x3 . 1/2°x1/2° 027 ●

GRES TUTTA MASSA
Full-body stoneware
Vollgemischtes durchgefärbtes
Feinsteinzeug
Grès Cérame en pleine masse
Grès en toda masa

Conforme ISO 13006 G (Bla - UGL)
According to ANSI 137,1 - UGL
(Unglazed Porcelain Tiles - PI Class)

Dati tecnici
Technical data
Technische Daten
Données techniques
Datos técnicos

NATURALE

	Fuga minima/ Minimum joint	
	RTT	2 mm
	Non RTT	3-4 mm
	Fuga per posa modulare Joint for modular installation	
	RTT	2 mm
	BCR TORTUS ASTM C1028 DIN 51130	> 0,40 ≥ 0,60 R 9
	ISO 10545,12	Resistente Resistant
	Spessore/ Thickness Spessore lastra 60x120 60x120 slab thickness	11 mm 12 mm
	Linea variazione Slight variation (city, dooks, victoria)	V2
	Moderata variazione Moderate variation (mayfair, piccadilly)	V3

VICTORIA



victoria . 60x120 . 24°x48°
NATURALE RETT. 1102 ●
LAPPATO. 1106 ●



bars victoria . 30x30 . 12°x12° 1124 ●



blades victoria . 30x30 . 12°x12° 1129 ●



dune victoria . 30x30 . 12°x12° 1135 ●

Raccordo victoria . 1,2x30 . 1/2°x1/2° 0114 ●

Ang. raccordo victoria . 1,2x1,2 . 1/2°x1/2° 0116 ●



victoria . 60x60 . 24°x24°
NATURALE. 075 ●
NATURALE RETT. 084 ●
LAPPATO. 083 ●



victoria . 30x60 . 12°x24°
NATURALE RETT. 084 ●
LAPPATO. 083 ●



victoria . 15x60 . 6°x24°
NATURALE RETT. 095 ●
LAPPATO. 097 ●

COLD

CITY



city . 60x120 . 24°x48°
NATURALE RETT. 1102 ●
LAPPATO. 1106 ●



bars city . 30x30 . 12°x12° 1124 ●



blades city . 30x30 . 12°x12° 1129 ●



dune city . 30x30 . 12°x12° 1135 ●

Raccordo city . 1,2x30 . 1/2°x1/2° 0114 ●

Ang. raccordo city . 1,2x1,2 . 1/2°x1/2° 0116 ●



city . 60x60 . 24°x24°
NATURALE. 075 ●
NATURALE RETT. 084 ●
LAPPATO. 083 ●



city . 30x60 . 12°x24°
NATURALE RETT. 084 ●
LAPPATO. 083 ●



city . 15x60 . 6°x24°
NATURALE RETT. 093 ●
LAPPATO. 097 ●



pop cold . 15x30 . 6°x12° 0280 ●



pop cold . 5x30 . 2°x12° 0282 ●



pop cold . 2,7x30 . 1/4°x12° 0119 ●



bloom cold . 5x30 . 2°x12° 0283 ●



Ang. bloom cold . 1,2x3 . 1/2°x1/2° 0284 ●



bloom cold . 3x30 . 1/4°x12° 0285 ●



Ang. bloom cold . 1,2x3 . 1/2°x1/2° 0287 ●



docks . 60x120 . 24x24"
NATURALE RETT. 104 ●
LAPPATO. 107 ●



docks . 60x60 . 24x24"
NATURALE. 081 ●
NATURALE RETT. 089 ●
LAPPATO. 095 ●



docks . 30x60 . 12x24"
NATURALE RETT. 089 ●
LAPPATO. 095 ●



docks . 15x60 . 6x24"
NATURALE RETT. 084 ●
LAPPATO. 100 ●



bars docks . 30x30 . 12x12" 124 ●



blades docks . 30x30 . 12x12" 129 ●



dune docks . 30x30 . 12x12" 138 ●



Raccordo docks . 1,2x30 . 1/2x12" 014 ●



Ang. raccordo docks . 1,2x1,2 . 1/2x1/2" 016 ●



pop cold . 15x30 . 6x12" 099 ●



pop cold . 5x30 . 2x12" 028 ●



pop cold . 2,7x30 . 1 1/4x12" 019 ●



bloom cold . 5x30 . 2x12" 088 ●



Ang. bloom cold . 1,2x5 . 1/2x2" 028 ●



bloom cold . 3x30 . 1 1/4x12" 025 ●



Ang. bloom cold . 1,2x3 . 1/2x1 1/4" 027 ●



Ang. bloom cold . 1,2x3 . 1/2x1 1/4" 027 ●



Ang. bloom cold . 1,2x3 . 1/2x1 1/4" 027 ●



Ang. bloom cold . 1,2x3 . 1/2x1 1/4" 027 ●

PEZZI SPECIALI: Trim Pieces / Formstücke / Pièces Spéciales / Piezas Especiales

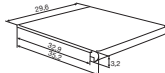
DISPONIBILI in TUTTI i COLORI: All colours available / Auf alle Farben verfügbar / Disponibles dans toutes les couleurs / Disponibles en todos los colores.



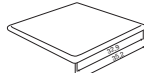
battiscopa . 10x60 . 4x24"
NATURALE. 011 ●
NATURALE RETT. 016 ●
LAPPATO. 015 ●



battiscopa scala
8x45 . 3x18" 034 ●



gradone toro vuoto
30x34 . 12x13 1/2"
NATURALE. 088 ●



gradone toro ang. vuoto
34x34 . 13 1/2x13 1/2"
NATURALE. 088 ●

Le nostre prestigiose certificazioni / Our prestigious certifications



E L'IMPEGNO PER LA SALVAGUARDIA DELLA NATURA AND ITS COMMITMENT TO PROTECTING THE ENVIRONMENT



EU Ecolabel: 17/21/010



SISTEMA DI GESTIONE AMBIENTALE CERTIFICATO



VERIFICATO VERIFICADO



VERIFICATO VERIFICADO



Partner CasaClima



GREEN BUILDING COUNCIL MEMBER



GREEN BUILDING COUNCIL MEMBER



CERAMICA PANARIA 40% recycled ceramic content (preconsumer material)

Formati Sizes Formate Formats Formatos	Descrizione Description Beschreibung Description Description	Pezzi scatola Pieces box Stücs-Karton Pièces boîte Pzas. caja	Peso scatola Weight box Gewicht Karton Poids boîte Peso caja Kg	Mq. scatola Sq. Mt. box QM. Karton M ² boîte M ² caja	MI scatola Ln.Mt. box LM Karton MI boîte MI caja	Scatole pallet Box pallet Karton Palette Boîte palette Cajas pallet	Peso pallet Weight pallet Gewicht palette Poids palette Peso pallet Kg	Mq. pallet Sq. Mt. pallet QM Palette M ² palette M ² pallet
						PALLET 80x120	PALLET 80x120	PALLET 80x120
45x45	FONDO NAT.	6	30,5	1,215		52	1506	63,190
45x45	FONDO NAT. RTT. / LAPP.	6	30,5	1,215		26	793	31,590
60x60	FONDO NAT. RTT. / LAPP.	4	36	1,440		30	1080	43,200
60x60	FONDO SKY NAT. RTT	4	36	1,440		30	1080	43,200
60x120	LASTRA NAT. RTT.	2	40,6	1,440		24	974,40	34,560
60x120	LASTRA LAPP. RTT.	2	40,3	1,440		24	967,20	34,560
60,3x60,3	FONDO NATURALE	4	36,8	1,454		30	1104	43,633
60,3x60,3	FONDO SKY	4	36,8	1,454		30	1104	43,633
30x60	FONDO NAT. RTT. / LAPP.	7	31,5	1,260		32	1008	40,320
30x60	FONDO SKY NAT. RTT	7	31,5	1,260		32	1008	40,320
15x60	FONDO / NAT. RTT. / LAPP.	12	27	1,080		40	1080	43,200
30x30	BARS LAPP. / DUNE LAPP. / BLADES LAPP.	6	11,1	0,540		60	666	32,400
1x60	STEEL LINE	10	5	0,06				
1,5x30	STICK COLD / WARM	12	1,2	0,064				
3x30	LISTELLO BLOOM COLD / WARM	12	1,8	0,108				
3x1,2	ANGOLO ESTERNO BLOOM COLD / WARM	8	0,2	0,003				
5x30	LISTELLO BLOOM COLD / WARM	12	3	0,180				
5x1,2	ANGOLO ESTERNO BLOOM COLD / WARM	8	0,20	0,005				
2,7x30	LISTELLO POP COLD / WARM	12	1,8	0,097				
5x30	LISTELLO POP COLD / WARM	12	3	0,180				
15x30	FASCIA POP COLD / WARM	12	9	0,540				
1,2x30	RACCORDO	8	0,4	0,029				
1,2x1,2	ANGOLO RACCORDO	10	0,07	0,001				
30x60	GRADINO SKY NAT. RTT	7	28	1,260		16	448	20,160
45x45	GRADINO NAT. / NAT. RTT. / LAPP.	6	30	1,215		26	780	31,590
34x34	ANGOLO TORO VUOTO NATURALE	2	5,6	0,223		46	257,60	10,263
30x34	GRADONE TORO VUOTO NATURALE	6	15,6	0,612		30	468	18,360
16x30x4,5	ELEMENTO "L" SKY	8	12	0,384		26	336	10,752
8x45	BATTISCOPA NAT. / NAT. RTT. / LAPP.	6	6	0,216	2,7	69	414	14,904
8x45	BATTISCOPA SCALA	5	5	0,180				



41034 Finale Emilia (Mo) Italy - Via Panarîa Bassa, 22/a
Tel. +39053595111 - Fax +39053590503
Web site: www.panarîa.it - E-mail: info@panarîa.it



Ceramics of Italy

