



Rivestimento / Wall: **Smoke** 30x60

# EGO

**DECISA  
MODERNA  
ESTROVERSA**

DETERMINED  
MODERN  
EXTROVERT







Pavimento / Floor: **Solar** 60x60 Rect - Rivestimento / Wall: **Solar Leaf** 60x60 Rect



Pavimento / Floor: **Solar** 60x60 Rect - Rivestimento / Wall: **Sable** 60x60 Rect - **Sable Drops** 60x60 Rect







# EGO


60x60 30x60 rettificato / rectified

## SABLE



60x60 RECT  
FGWEGR2

0093



30x60 RECT  
FG-EG20

0093

## RAIN



60x60 RECT  
FGWEGR1

0093



30x60 RECT  
FG-EG10

0093

---

## SMOKE



60x60 RECT  
FGWEGR3

0093



30x60 RECT  
FG-EG30

0093

## SOLAR



60x60 RECT  
FGWEGR4

0093



30x60 RECT  
FG-EG40

0093

# EGO

60x60 30x60 rettificato / rectified


---

## LEAD



60x60 RECT  
FGWEGRO

0093



30x60 RECT  
FG-EG00

0093

# EGO

decori / decors 60x60 rettificato / rectified

## DROPS




Sable Drops 60x60 RECT  
FGWEGD2

0084



Rain Drops 60x60 RECT  
FGWEGD1

0084




Smoke Drops 60x60 RECT  
FGWEGD3

0084



Solar Drops 60x60 RECT  
FGWEGD4

0084



Lead Drops 60x60 RECT  
FGWEGD0

0084

# EGO


decori / decors 60x60 rettificato / rectified

## LEAF




Sable Leaf 60x60 RECT  
FGWEGL2

0084




Rain Leaf 60x60 RECT  
FGWEGL1

0084



Smoke Leaf 60x60 RECT  
FGWEGL3

0084



Solar Leaf 60x60 RECT  
FGWEGL4

0084



Lead Leaf 60x60 RECT  
FGWEGL0

0084

## PEZZI SPECIALI - TRIMS



BATTISCOPA / Skirting Tile  
10x60 RECT

lead	<b>FGREG01</b>	<b>0134</b>
rain	<b>FGREG11</b>	<b>0134</b>
sable	<b>FGREG21</b>	<b>0134</b>
smoke	<b>FGREG31</b>	<b>0134</b>
solar	<b>FGREG41</b>	<b>0134</b>

## CARATTERISTICHE TECNICHE - TECHNICAL FEATURES

ISO 13006-G, EN 14411-G: GRUPPO/GROUP Bla-UGL / ANSI A137.1: UNGLAZED PORCELAIN TILES P1 CLASS.



RESISTENZA AL GELO  
FROST RESISTANCE  
ISO 10545-12  
**RESISTENTE - RESISTANT**



RESISTENZA ALL'ATTACCO CHIMICO  
CHEMICAL RESISTANCE  
ISO 10545-13  
**ULA - UHA**  
**RESISTENTE - RESISTANT**



RESISTENZA ALLE MACCHIE  
STAIN RESISTANCE  
ISO 10545-14  
**CLASSE/CLASS 5**  
**RESISTENTE - RESISTANT**



COEFFICIENTE DI ATTRITO DINAMICO  
DYNAMIC FRICTION  
BCR-TORTUS  
 **$\mu > 0,40$**



RESISTENZA ALLO SCIVOLAMENTO  
SLIP RESISTANCE  
DIN 51130  
**R10**



RESISTENZA ALLO SCIVOLAMENTO  
SLIP RESISTANCE  
DIN 51097  
**CLASSE/CLASS A**




COEFFICIENTE DI ATTRITO DINAMICO  
COEFFICIENT OF DYNAMIC FRICTION (DCOF)  
**ANSI A137.1 - BOT 3000**  
**DCOF:  $\geq 0.42$**



SUPERFICE - SURFACE: NATURALE - NATURAL  
FORMATO - SIZE: 30x60  
EGO: **U4P4E3C2**  
FORMATO - SIZE: 60x60  
DECORI - DECORS: DROPS - LEAF  
EGO: **U4P4+ E3C2**



SUPERFICE - SURFACE: NATURALE - NATURAL  
FORMATO - SIZE: 30x60 - 60x60  
N° CONC: **PT 0128**



STONALIZZAZIONE  
SHADE VARIATION  
ANSI A137.1 - **V3**  
**VARIAZIONI MODERATE - MODERATE VARIATIONS**

## IMBALLI E PESI - PACKING AND WEIGHTS

DESCRIZIONE DESCRIPTION	FORMATI SIZES	SPESSORE THICKNESS	PEZZI SCATOLA PIECES BOX	PESO SCATOLA KG WEIGHT BOX KG	MQ. SCATOLA SQM BOX	SCATOLE PALLET BOXES PALLET	PESO PALLET KG WEIGHT PALLET KG	MQ. PALLET SQM PALLET
Fondo	60x60 RECT	10	4	31,5	1,44	32	1.008,0	46,08
Fondo	30x60 RECT	10	8	31,4	1,44	32	1.004,8	46,08
Decoro Drops	60x60 RECT	10	4	31,5	1,44	32	1.008,0	46,08
Decoro Leaf	60x60 RECT	10	4	31,5	1,44	32	1.008,0	46,08
Battiscopa	10x60 RECT	10	12	15,48	MI 7,20	60	928,80	MI 432,00